

South Carolina Data

TRENDS



OCTOBER 2021 ISSUE





SOUTH CAROLINA NONFARM EMPLOYMENT TRENDS FOR OCTOBER — SEASONALLY ADJUSTED

The Current Employment Survey of businesses in South Carolina marked an increase of 6,700 nonfarm payroll jobs over the month to a level of 2,157,500.

- Industries that reported gains were in the Manufacturing (+4,200); Professional and Business (+2,000); Trade, Transportation, and Utilities (+1,500); Other Services (+800); Financial Activities (+500); Education and Health Services (+200); and Information (+100) industry.
- Decreases were observed in the Construction (-1,900); Government (-600); and Leisure and Hospitality (-100) industry.
- Retail trade had an increase of (+1,900).

From October 2020 to October 2021, South Carolina's economy has picked up 65,500 seasonally adjusted, nonfarm jobs.

- Industries with strong growth was reported in the Trade, Transportation, and Utilities (+19,600); Leisure and Hospitality (+17,600); Manufacturing (+7,400); Education and Health Services (+6,300); Construction (+5,100); Other Services (+5,000); Government (+4,000); Professional and Business Services (+1,100); and Information (+700) industry.
- There was a decline noticed in the Financial Activities (-1,400) industry.
- Retail Trade increased (+13,100) over the period.

For the Metropolitan Statistical Areas, seasonally adjusted, total nonfarm payroll job increases were seen in Columbia (+2,100); Greenville, (+2,100); Charleston (+1,400); Myrtle Beach (+1,000); Spartanburg (+400); Hilton Head (+200); and Florence (+100). Decreases were seen in Sumter (-300).

Over the year, seven of the Metropolitan Statistical Areas saw an increase in seasonally adjusted payroll. Leading with employment gains were Charleston (+14,000); Greenville (+12,500); Columbia (+8,600); Myrtle Beach (+5,900); Spartanburg (+5,600); Hilton Head (+3,100); Florence (+800); and Sumter declined by (-100).

To see the monthly not seasonally adjusted data series, go to
www.SCWorkforceInfo.com
(Employment and Wage Data section)



SOUTH CAROLINA ECONOMIC INDICATORS

S.C. JOB POSTINGS BY INDUSTRY, OCTOBER 2021

NAICS CODE	INDUSTRY	JOB POSTINGS
62	Health Care and Social Assistance	16,613
44-45	Retail Trade	11,681
72	Accommodation and Food Services	8,967
52	Finance and Insurance	6,012
31-33	Manufacturing	5,898
54	Professional, Scientific, and Technical Services	5,176
92	Public Administration	3,103
56	Administrative and Support and Waste Management and Remediation Services	2,853
61	Educational Services	2,825
48-49	Transportation and Warehousing	2,740
53	Real Estate and Rental and Leasing	2,363
51	Information	1,931
23	Construction	1,885
81	Other Services (except Public Administration)	1,416
42	Wholesale Trade	836
71	Arts, Entertainment, and Recreation	710
22	Utilities	471
21	Mining, Quarrying, and Oil and Gas Extraction	147
11	Agriculture, Forestry, Fishing and Hunting	120
55	Management of Companies and Enterprises	106

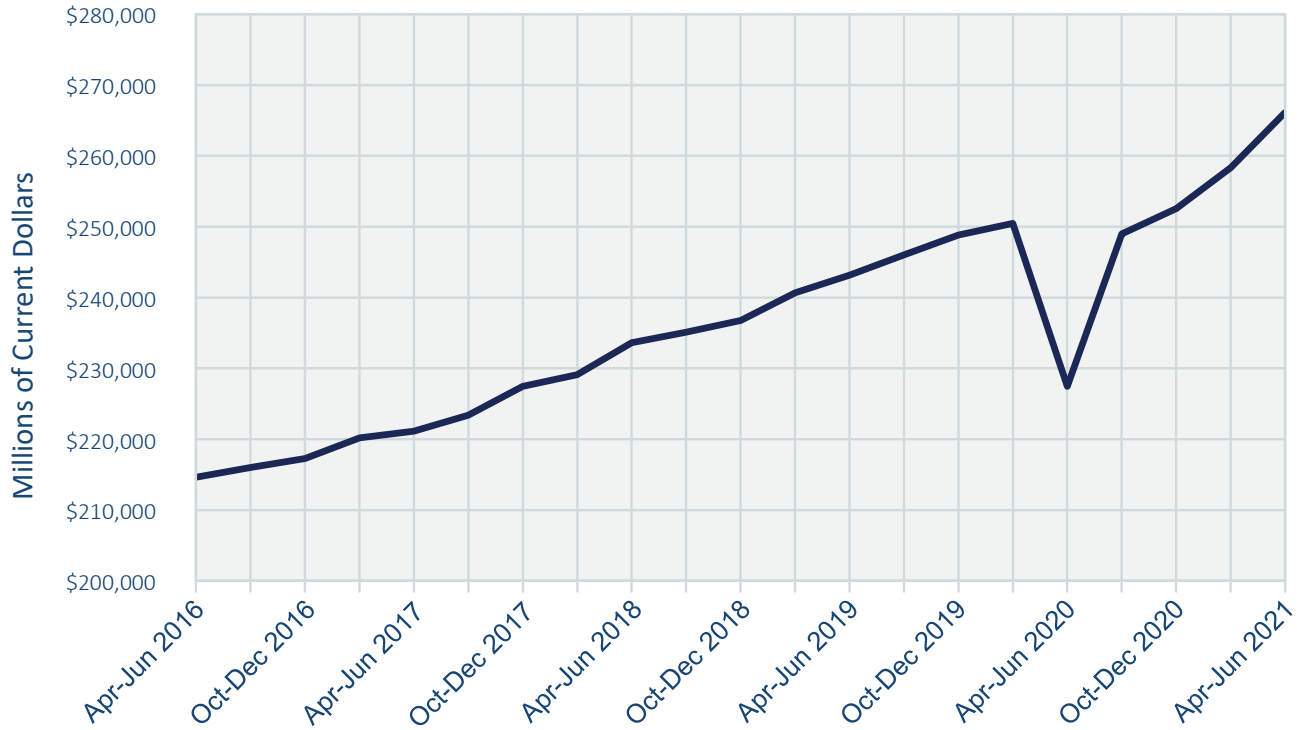
Source: Labor Insight Jobs (Burning Glass Technologies)

S.C. AVERAGE WEEKLY WAGE BY INDUSTRY GROUP, 2020 Q4

INDUSTRY GROUP	AVG. WEEKLY WAGE	PERC CHG FROM YR AGO
Total, All Industries	\$959	4.1%
Natural Resources and Mining	\$850	2.3%
Construction	\$1,077	1.2%
Manufacturing	\$1,192	0.7%
Trade, Transportation and Utilities	\$857	3.1%
Information	\$1,649	23.5%
Financial Activities	\$1,562	4.9%
Professional and Business Services	\$1,091	2.2%
Education and Health Services	\$970	4.2%
Leisure and Hospitality	\$371	3.1%
Other Services	\$712	4.7%
Public Administration	\$919	0.5%

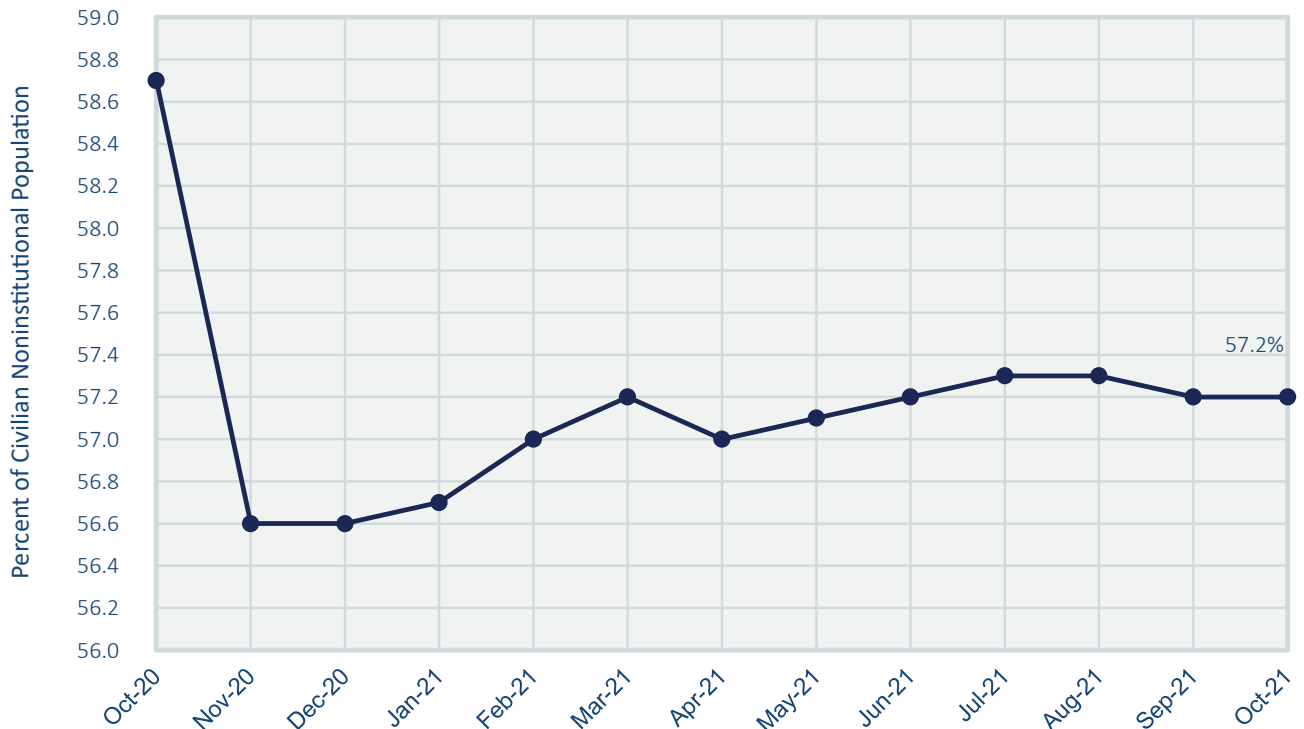
Source: DEW, Quarterly Census of Employment and Wages (QCEW)

S.C. GROSS DOMESTIC PRODUCT



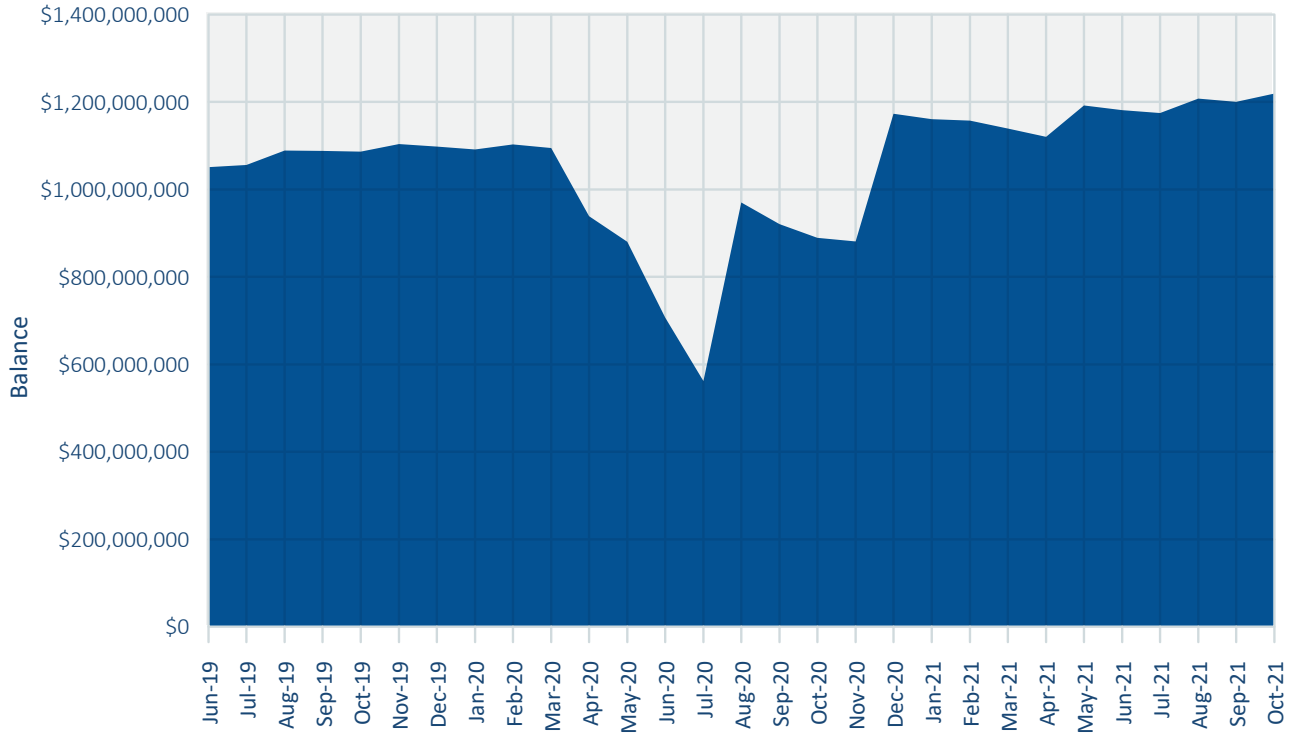
Source: U.S. Bureau of Economic Analysis

S.C. LABOR FORCE PARTICIPATION RATE



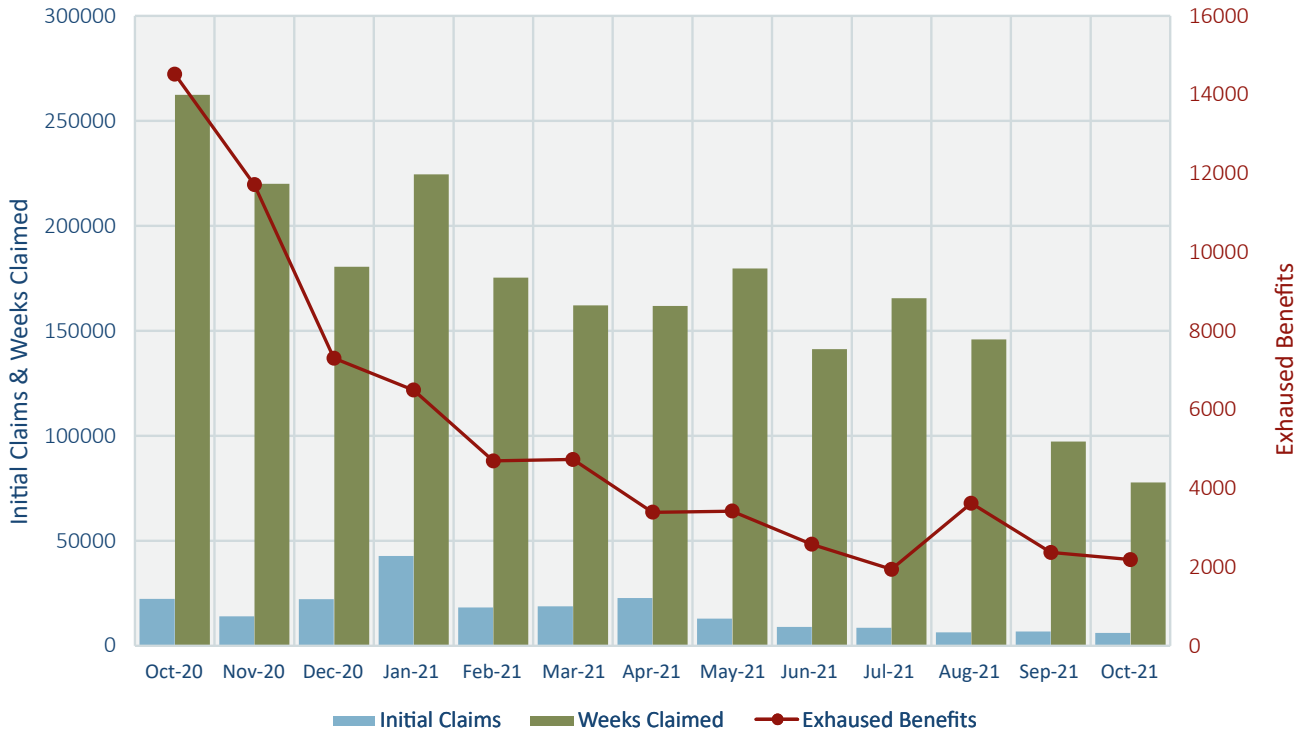
Source: DEW, Local Area Unemployment Statistics (LAUS)

S.C. UNEMPLOYMENT TRUST FUND REPORT BALANCE



Source: U.S. Department of the Treasury, Bureau of the Fiscal Service

S.C. MONTHLY UNEMPLOYMENT CLAIMS STATISTICS



Source: U.S. Department of Labor

Find more information at
scworkforceinfo.com



Do you need some help finding the data you need? Have a great idea for a research project you'd like to discuss with someone? We love to collaborate!

DATA TRENDS is prepared by the LMI Division of the S.C. Department of Employment and Workforce with funding provided by the US Department of Labor. Featured data is prepared in conjunction with the Bureau of Labor Statistics and current month estimates are always preliminary, with all previous data subject to revision.